

○ MUSIC  city COUNSELOR

THANK YOU FOR YOUR  
PURCHASE!



Hey y'all, Laura here! I so appreciate when you please take a moment to leave a review on my resources on my TpT Store. Thanks for your support! Enjoy the resource!

♥ *laura oathout*

LET'S CONNECT!



For helpful ideas, engaging resources, and freebies, please check out my website and membership!

○ ♥ **WEBSITE:** [www.musiccitycounselor.com](http://www.musiccitycounselor.com)

♥ **MEMBERSHIP:** [www.counselorcollab.com](http://www.counselorcollab.com)

# **ASCA Mindsets & Behaviors:**

## **Category 1: Mindset Standards**

- M1: Belief in development of whole self, including a healthy balance of mental, social-emotional, and physical well-being
- M2: Sense of acceptance, respect, support, and inclusion for self and others in the school environment

## **Category 2: Behavior Standards**

- B-SS 2: Positive, respectful, and supportive relationship with students who are similar to and different from them
- B-SS 5: Ethical decision-making and social responsibility
- B-SS 9: Social maturity and behaviors appropriate to the situation and environment



# Directions Page 1:

**This lesson will take approximately 45 minutes to teach.**

## **Recommended Sequence:**

- Review the PowerPoint or digital for Google Slides presentation.
- Review the discussion cards in small groups or whole group.
- Complete the craft, a worksheet, or a coloring page.
- Display the posters in your space if you'd like!

## **POWERPOINT:**

This lesson is a companion to the story "Extra Yarn" by Mac Barnett. To begin the lesson, please read the story aloud to students. Next, please review the PowerPoint presentation. The presentation summarizes the story and teaches students the meaning of generosity. A video called "The Coat" that has a beautiful winter message of giving is included – please click on the clickable link to access it. Throughout the lesson, there are several opportunities for students to share their thoughts and feelings by "turning and talking" with a neighbor next to them.

# Directions Page 2:

## EXTRA YARN CRAFT:

**Materials Needed:** one piece of construction paper per student, printable craft materials, scissors, pencil, crayons or markers, glue stick

After the PowerPoint presentation, I like to create the Extra Yarn Craft. There are two options included for you – a horizontal and a vertical version. Please choose the one that you like best! Students can cut out the Annabelle image, book title, and ball of yarn and then color them. They can write about a time when they were generous on the lines. Then, they can glue the pieces onto their construction paper. Please see the sample provided. These make for an adorable bulletin board or hallway display!

## DISCUSSION CARDS:

12 discussion cards are included in both full color and black/white.

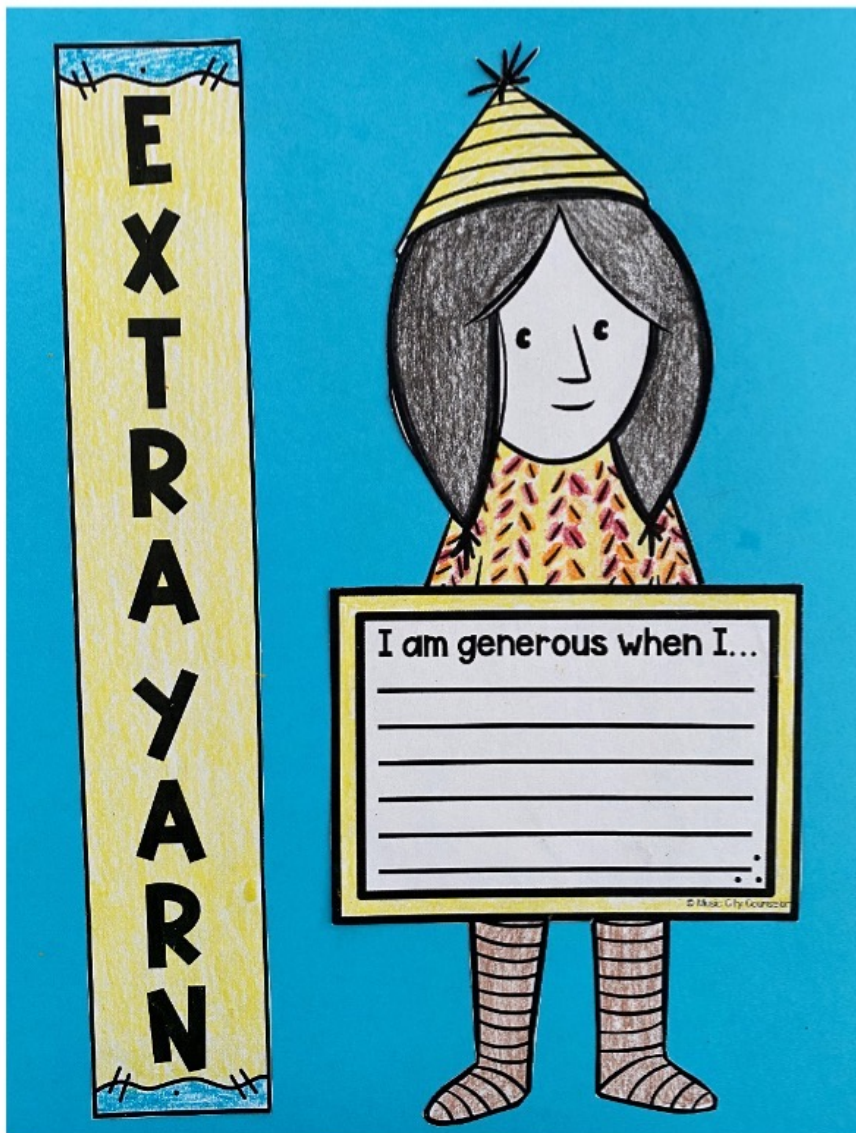

The cards allow students to reflect on and process ways to be generous to others. These can be used in many ways! Students can talk through them with a partner or in a small group. The educator can also call on students to choose a card and explain to the class how the characters are showing generosity.

## WORKSHEETS:

4 options for worksheets are also included. They give students the opportunity to color and share their thoughts on generosity and the story.

**POSTERS** are included, too!





**SAMPLE  
CRAFTS:**

# Posters:



# 6 Ways to Be GENEROUS!



Care for  
others



Help others



Give to those  
in need



Share



Join service  
projects



Take care of  
our world




# GENEROSITY MATTERS!






# GENEROSITY MATTERS!



# Discussion Cards:




**How is Lucy showing generosity?**



© Music City Counselor

**How are Tyler and Tia showing generosity?**



© Music City Counselor

**How is Carmen showing generosity?**



© Music City Counselor

**How are Ricki and Tommy showing generosity?**



© Music City Counselor

**How is Phillip showing generosity?**



© Music City Counselor

**How is Layla showing generosity?**



© Music City Counselor

**How is Kenny showing generosity?**



© Music City Counselor

**How is Billy showing generosity?**




© Music City Counselor

**How is Harriett showing generosity?**



© Music City Counselor

**How is Juan Carlos showing generosity?**



© Music City Counselor

**How is Jamie showing generosity?**



© Music City Counselor

**How did Annabelle show generosity?**



© Music City Counselor



**How is Lucy showing generosity?**



© Music City Counselor

**How are Tyler and Tia showing generosity?**



© Music City Counselor

**How is Carmen showing generosity?**



© Music City Counselor

**How are Ricki and Tommy showing generosity?**



© Music City Counselor

**How is Phillip showing generosity?**



© Music City Counselor

**How is Layla showing generosity?**



© Music City Counselor

**How is Kenny showing generosity?**



© Music City Counselor

**How is Billy showing generosity?**




© Music City Counselor

**How is Harriett showing generosity?**



© Music City Counselor

**How is Juan Carlos showing generosity?**



© Music City Counselor

**How is Jamie showing generosity?**



© Music City Counselor

**How did Annabelle show generosity?**



© Music City Counselor



# **Craft Activity:**

**E  
X  
T  
R  
A  
  
Y  
  
A  
  
R  
N**



**I am generous when I...**

---

---


---

---

---

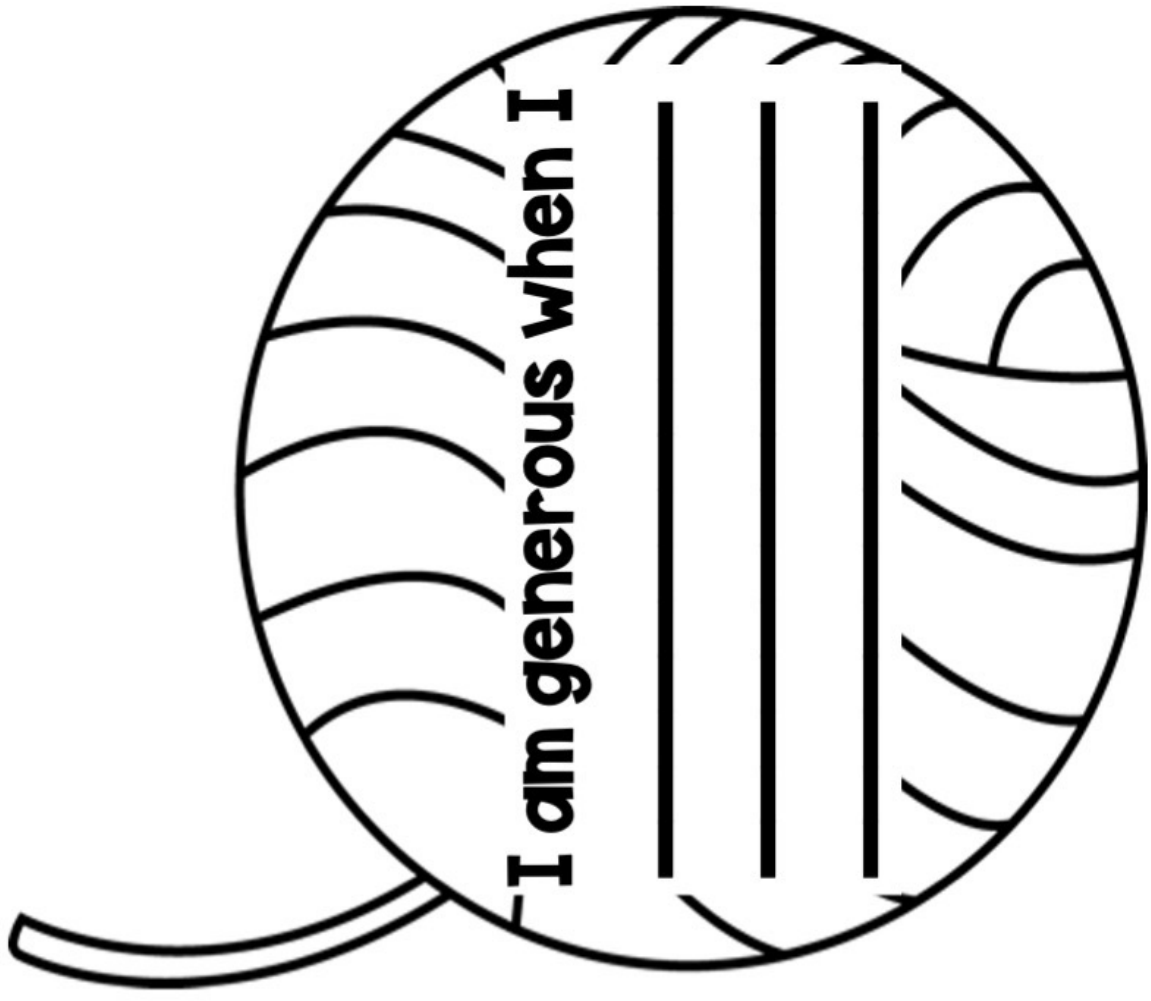

---

© Music City Counselor





# EXTRA YARN



# **Worksheets:**





Name: \_\_\_\_\_

I can be  
**GENEROUS**  
just like  
**ANNABELLE!**

---

---

---

---

---

---

---

Name: \_\_\_\_\_

Why did the  
**YARN**  
lose its  
**MAGIC**  
for the  
**ARCHDUKE?**

\_\_\_\_\_

\_\_\_\_\_

\_\_\_\_\_

\_\_\_\_\_

\_\_\_\_\_

\_\_\_\_\_

\_\_\_\_\_





Name: \_\_\_\_\_

# I can be **GENEROUS**, too!

Share on the yarn ways that you can be generous.




Name: \_\_\_\_\_

# If I had magical **YARN**...

If you had a magical box of yarn, who would you knit a sweater for?

---

Then, decorate it for them!



# ○ TERMS OF USE:

- Make copies for the purchaser's classroom AND share copies with other educators within your school building
- Reference (without distribution) this product in blog posts, seminars, professional development workshops, or other such venues provided there is both credit given to myself as the author and a link back to my TpT store included in the post/presentation

• YOU MAY •

- Claim the work as your own, alter the files in any way, or remove/attempt to remove the copyright
- Share this product with educators outside of your school building
- Repackage, sell, or giveaway this product to others
- Offer to share this product anywhere on the internet as a download or copy

• YOU MAY NOT •



Please contact me any time at [laura@musiccitycounselor.com](mailto:laura@musiccitycounselor.com) with questions, suggestions, resource requests, or comments. I'm here to help and would love to hear from you!

♥ *laura oathout*

THIS RESOURCE WAS MADE POSSIBLE THANKS TO:

